

### INSIDE OUT CHIROPRACTIC HEALTH PROFILE

Name \_\_\_\_\_ Date \_\_\_/\_\_\_/\_\_\_ Age \_\_\_\_\_ Male/Female

Address \_\_\_\_\_ City \_\_\_\_\_ State \_\_\_\_\_ Zip \_\_\_\_\_

Phone: Home \_\_\_\_\_ Cell \_\_\_\_\_ Date of Birth \_\_\_/\_\_\_/\_\_\_

Email Address \_\_\_\_\_

For confirming appts, would you prefer? TEXT (cell carrier: \_\_\_\_\_) or EMAIL

Occupation \_\_\_\_\_ Employer's Name \_\_\_\_\_

Single / Married / Divorced / Widowed Spouse's Name \_\_\_\_\_

Number of Children \_\_\_\_\_ Names, Ages & Gender \_\_\_\_\_

Who may we thank for referring you? \_\_\_\_\_

#### CIRCLE ALL CURRENT PROBLEMS YOU HAVE

- |                       |                           |                         |                        |                       |
|-----------------------|---------------------------|-------------------------|------------------------|-----------------------|
| <i>DIZZINESS</i>      | <i>THROAT ISSUES</i>      | <i>KIDNEY PROBLEMS</i>  | <i>LIVER DISEASE</i>   | <i>NERVOUSNESS</i>    |
| <i>HEADACHES</i>      | <i>THYROID PROBLEMS</i>   | <i>MID BACK PAIN</i>    | <i>SHOULDER PAIN</i>   | <i>EPILEPSY</i>       |
| <i>VERTIGO</i>        | <i>ASTHMA</i>             | <i>IRRITABLE BOWEL</i>  | <i>CHRONIC FATIGUE</i> | <i>DISC PROBLEM</i>   |
| <i>EAR INFECTIONS</i> | <i>ULCERS</i>             | <i>SCIATICA</i>         | <i>LUPUS</i>           | <i>INFERTILITY</i>    |
| <i>NAUSEA</i>         | <i>NUMBNESS IN ARMS</i>   | <i>NUMBNESS IN LEGS</i> | <i>FIBROMYALGIA</i>    | <i>GASTRIC REFULX</i> |
| <i>TMJ</i>            | <i>NUMBNESS IN HANDS</i>  | <i>NUMBNESS IN FEET</i> | <i>CHEST PAIN</i>      | <i>ALLERGIES</i>      |
| <i>NECK PAIN</i>      | <i>MENSTRUAL DISORDER</i> | <i>LOW BACK PAIN</i>    | <i>ARM PAIN</i>        | <i>OTHER _____</i>    |
| <i>MIGRAINES</i>      | <i>HEART DISORDERS</i>    | <i>HIP PAIN</i>         | <i>ADD/ADHD</i>        | _____                 |
| <i>ANXIETY</i>        | <i>STOMACH DISORDERS</i>  | <i>LEG PAINS</i>        | _____                  | _____                 |
| <i>CHRONIC SINUS</i>  | <i>BLADDER PROBLEMS</i>   | <i>KNEE PAIN</i>        | _____                  | _____                 |

#### LIST YOUR TOP 5 HEALTH PROBLEMS

Health Concerns: List according to severity	Rate of Severity 1 = mild 10 = unbearable	When did this episode start?	If you had the condition before, when?	Did the problem begin with an injury?	Are symptoms constant or intermittent?
1. _____	_____	_____	_____	_____	_____
2. _____	_____	_____	_____	_____	_____
3. _____	_____	_____	_____	_____	_____
4. _____	_____	_____	_____	_____	_____
5. _____	_____	_____	_____	_____	_____

#### CIRCLE ANY CONDITION YOU HAVE NOW/ HAVE HAD:

- STROKE    CANCER    HEART DISEASE    SPINAL SURGERY    SEIZURES    SPINAL BONE FRACTURE    SCOLIOSIS    DIABETES

T CD1 NE D1C X

HAVE YOU EVER SEEN OTHER DOCTORS FOR THESE CONDITIONS? YES / NO

CHIROPRACTOR? \_\_\_\_\_ MEDICAL DOCTOR? \_\_\_\_\_ OTHER \_\_\_\_\_

WHO AND WHEN? \_\_\_\_\_

LIST ALL SURGICAL OPERATIONS AND YEAR \_\_\_\_\_

LIST ALL Over the Counter & PRESCRIPTION MEDICATIONS YOU ARE ON:

\_\_\_\_\_  
\_\_\_\_\_

ANY AUTO ACCIDENTS:      Year                      Speed (MPH)                      Rear-ended? T-Boned?

\_\_\_\_\_  
\_\_\_\_\_

HAVE YOU EVER BEEN KNOCKED UNCONCIOUS? YES / NO                      FRACTURED A BONE? YES / NO

IF YES, PLEASE DESCRIBE \_\_\_\_\_

OTHER TRAUMA: \_\_\_\_\_

\_\_\_\_\_  
\_\_\_\_\_

IF THIS HEALTH PROFILE IS FOR A MINOR/CHILD, PLEASE FILL OUT AND SIGN BELOW

WRITTEN CONSENT FOR A CHILD

NAME OF PRACTICE MEMBER WHO IS A MINOR/CHILD \_\_\_\_\_

I AUTHORIZE DR. JACOB DUVALL AND ANY AND ALL INSIDE OUT CHIROPRACTIC STAFF TO PERFORM DIAGNOSTIC PROCEDURES, RADIOGRAPHIC EVALUATIONS, RENDER CHIROPRACTIC CARE AND PERFORM CHIROPRACTIC ADJUSTMENTS TO MY MINOR/CHILD.

AS OF THIS DATE, I HAVE THE LEGAL RIGHT TO SELECT AND AUTHORIZE HEALTH CARE SERVICES FOR MY MINOR/CHILD. IF MY AUTHORITY TO SELECT AND AUTHORIZE CARE IS REVOKED OR ALTERED, I WILL IMMEDIATELY NOTIFY INSIDE OUT CHIROPRACTIC.

\_\_\_\_\_  
DATE

\_\_\_\_\_  
GUARDIAN SIGNATURE

\_\_\_\_\_  
WITNESS SIGNATURE

\_\_\_\_\_  
GUARDIAN'S RELATIONSHIP TO MINOR / CHILD

### QUADRUPLE VISUAL ANALOGUE SCALE

Patient Name \_\_\_\_\_

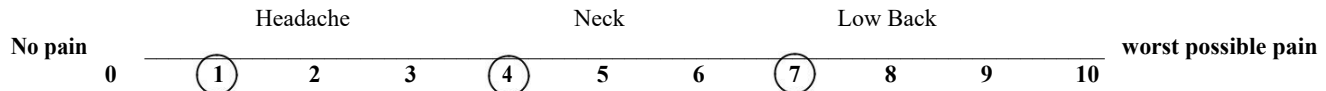
Date \_\_\_\_\_

**Please read carefully:**


**Instructions:** Please circle the number that best describes the question being asked.

**Note:** If you have more than one complaint, please answer each question for each individual complaint and indicate the score for each complaint. Please indicate your pain level right now, average pain, and pain at its best and worst.


**Example:**




**1 – What is your pain RIGHT NOW?**



**2 – What is your TYPICAL or AVERAGE pain?**



**3 – What is your pain level AT ITS BEST (How close to “0” does your pain get at its best)?**



**4 – What is your pain level AT ITS WORST (How close to “10” does your pain get at its worst)?**



**OTHER COMMENTS:**

\_\_\_\_\_  
\_\_\_\_\_

Examiner \_\_\_\_\_

## FAMILY HEALTH HISTORY

THIS FORM IS TO ASSIST THE DOCTORS BY PROVIDING PAST HEALTH HISTORY INFORMATION FOR THEIR REVIEW.

DATE \_\_\_\_\_

PLEASE PRINT YOUR NAME HERE \_\_\_\_\_

CONDITION	SPOUSE	SON	DAUGHTER	MOTHER	FATHER
ARM PAIN					
ARTHRITIS					
ASTHMA					
ADD/ADHD					
ALLERGIES					
BACK TROUBLE					
BED WETTING					
CANCER					
CARPAL TUNNEL					
DECEASED					
DIABETES					
DIGESTIVE PROBLEMS					
DISC PROBLEMS					
EAR INFECTIONS					
FIBROMYALGIA					
HEADACHES					
HEARTBURN					
HIGH BLOOD PRESSURE					
HIP PAIN					
LEG PAIN					
MENSTRUAL DISORDER					
MIGRAINES					
NECK PAIN					
SCOLIOSIS					
SHOULDER PAIN					
SINUS TROUBLE					
TMJ					

**Practice Member Information (Must be Completed Before Services Can Be Rendered)**

NAME: \_\_\_\_\_  
FIRST MIDDLE LAST

PHONE: Home \_\_\_\_\_ Cell \_\_\_\_\_ Work \_\_\_\_\_

SOCIAL SECURITY NUMBER: \_\_\_\_\_ MARITAL STATUS: \_\_\_\_\_

DATE OF BIRTH: \_\_\_\_\_

CONTACT IN CASE OF EMERGENCY: \_\_\_\_\_ Phone #: \_\_\_\_\_

**NAME OF PRIMARY INSURANCE CARRIER:** \_\_\_\_\_

Name of Insured \_\_\_\_\_ Insured Date of Birth \_\_\_\_\_

Insured Social Security Number \_\_\_\_\_

**NAME OF SECONDARY INSURANCE CARRIER:** \_\_\_\_\_

Name of Insured \_\_\_\_\_ Insured Date of Birth \_\_\_\_\_

Insured Social Security Number: \_\_\_\_\_

**Insurance Policies and Fee Schedule**

- o **Consultation**- includes practice member history. This service is complimentary
- o **Assessment (new or established practice member)**- includes one or more of the following: thermography, surface electromyography, range of motion, motion and/or static palpation, leg check \$50-\$75.
- o **Chiropractic Adjustment**- The actual re-alignment of the vertebra done by hand. Often a sound will be heard, but if there is no auditory result, it does not mean that the adjustment has not taken place. \$40-\$60.
- o **X-rays**- Specific x-ray views taken of your spine to determine a misalignment/subluxation of your vertebrae. These can also be used to indicate progress after period of care. \$40 per view.

**Release of Authorization/Assignment of Benefits**

I authorize and request payment of insurance benefits directly to Jacob Duvall, DC. I agree that this authorization will cover all services rendered until I revoke the authorization. I agree that a photocopy of this form may be used in place of the original. All professional services rendered are charged to the patient. It is customary to pay for services when rendered unless other arrangements have been made in advance. I understand that I am financially responsible for charges not covered by this assignment.

**Signature** \_\_\_\_\_

**Date** \_\_\_\_\_

### Terms of Acceptance

In order to provide for the most effective healing environment, most effective application of chiropractic procedures, and the strongest possible doctor-patient relationship, it is our wish to provide each patient with a set of parameters and declarations that will facilitate the goal of optimum health through chiropractic.

To that end, we ask that you acknowledge the following point regarding chiropractic care and the services that are offered through this clinic:

- A. Chiropractic is a very specific science, authorized by law to address spinal health concerns and needs. Chiropractic is a separate and distinct science, art and practice. It is not the practice of medicine.
- B. Chiropractic seeks to maximize the inherent healing power of the human body by restoring normal nerve functions through the adjustment of spinal subluxation(s). Subluxations are deviations from normal spinal structures and configurations that interfere with normal nerve processes.
- C. The chiropractic adjustment process, as defined in the law of this jurisdiction, involves the application of a specific directional thrust to a region or regions of the spine with the specific intent of re-positioning misaligned spinal segments. This is a safe, effective procedure applied over one million times each day doctors of chiropractic in the United States alone.
- D. A thorough chiropractic examination and evaluation is part of the standard chiropractic procedure. The goal of this process is to identify any spinal health problems and chiropractic needs. If during this process, any condition or question outside the scope of chiropractic is identified, you will receive a prompt referral to an appropriate provider or specialist, according to the initial indications of the need.
- E. Chiropractic does not seek to replace or compete with your medical, dental or other type(s) of health professionals. They retain responsibility for care and management of medical conditions. We do not offer advice regarding treatment prescribed by others.
- F. Your compliance with care plans, home and self-care, etc., is essential to maximum healing and optimal health through chiropractic.
- G. We invite you to speak frankly to the doctor on any matter related to your care at this facility, its nature, duration, or cost, in what we work to maintain as a supporting, open environment.

By my signature below, I have read and fully understand the above statements.

All questions regarding the doctor's objectives pertaining to my care in this office have been answered to my satisfaction. I therefore accept chiropractic care on this basis.

\_\_\_\_\_  
(Signature)

\_\_\_\_\_  
(Date)

### ***Notice of Privacy Practices Acknowledgement***

I understand that I have certain rights of privacy regarding my protected health information, under the Health Insurance Portability & Accountability Act of 1996 (HIPAA). I understand that this information can and will be used to:

- 1. Conduct, plan and direct my treatment and follow-up among the multiple healthcare providers who may be involved in that treatment directly and indirectly.
- 2. Obtain payment from third-party payers.
- 3. Conduct normal healthcare operations, such as quality assessments and physician's certifications.

I acknowledge that I may request your NOTICE OF PRIVACY PRACTICES containing a more complete description of the uses and disclosures of my health information. I also understand that I may request, in writing, that you restrict how my private information is used to disclosed to carry out treatment, payment, or healthcare operation. I also understand you are not required to agree to my requested restrictions, but if you agree, then you are bound to abide by such restrictions.

\_\_\_\_\_  
(Signature)

\_\_\_\_\_  
(Date)

**INFORMED CONSENT FOR CHIROPRACTIC CARE**

CHIROPRACTIC CARE, LIKE ALL FORMS OF HEALTH CARE WHILE OFFERING CONSIDERABLE BENEFITS MAY ALSO PROVIDE SOME LEVEL OF RISK. THIS LEVEL OF RISK IS MOST OFTEN VERY MINIMAL, YET IN RARE CASES, INJURY HAS BEEN ASSOCIATED WITH CHIROPRACTIC CARE. THE TYPES OF COMPLICATIONS THAT HAVE BEEN REPORTED SECONDARY TO CHIROPRACTIC CARE INCLUDE: SPRAIN/STRAIN INJURIES, IRRITATION OF A DISC CONDITION, AND RARELY, FRACTURES. ONE OF THE RAREST COMPLICATIONS ASSOCIATED WITH CHIROPRACTIC CARE OCCURRING AT A RATE BETWEEN ONE INSTANCE PER ONE MILLION TO ONE PER TWO MILLION CERVICAL SPINE (NECK) ADJUSTMENTS MAY BE A VERTEBRAL INJURY THAT COULD LEAD TO A STROKE.

PRIOR TO RECEIVING CHIROPRACTIC CARE IN THIS CHIROPRACTIC OFFICE, A HEALTH HISTORY AND PHYSICAL EXAMINATION WILL BE COMPLETED. THESE PROCEDURES ARE PERFORMED TO ASSESS YOUR SPECIFIC CONDITIONS, YOUR OVERALL HEALTH AND IN PARTICULAR YOUR SPINAL HEALTH. THESE PROCEDURES WILL ASSIST US IN DETERMINING IF CHIROPRACTIC CARE IS NEEDED, OR IF ANY FURTHER EXAMINATIONS OR STUDIES ARE NEEDED. IN ADDITION, THEY WILL HELP US DETERMINE IF THERE IS ANY REASON TO MODIFY YOUR CARE OR PROVIDE YOU WITH A REFERRAL TO ANOTHER HEALTH CARE PROVIDER. ALL RELEVANT FINDINGS WILL BE REPORTED TO YOU ALONG WITH A CARE PLAN PRIOR TO BEGINNING CARE.

---

**I UNDERSTAND AND ACCEPT THAT THERE ARE RISKS ASSOCIATED WITH CHIROPRACTIC CARE AND GIVE CONSENT TO THE EXAMINATION THAT THE DOCTOR DEEMS NECESSARY AND THE CHIROPRACTIC CARE, INCLUDING SPINAL ADJUSTMENTS, AS REPORTED FOLLOWING MY ASSESSMENT.**

\_\_\_\_\_  
PRINT PRACTICE MEMBER'S NAME HERE

\_\_\_\_\_  
PRACTICE MEMBER'S SIGNATURE

\_\_\_\_\_  
DATE

**IF PRACTICE MEMBER IS A MINOR/CHILD, PARENT OR GUARDIAN MUST SIGN BELOW.**

\_\_\_\_\_  
SIGNATURE OF PRACTICE MEMBER OR GUARDIAN

\_\_\_\_\_  
DATE

\_\_\_\_\_  
RELATIONSHIP TO MINOR/CHILD

\_\_\_\_\_  
WITNESS SIGNATURE (OFFICE STAFF)

\_\_\_\_\_  
DATE

### XRAY AUTHORIZATION

AS YOUR HEALTHCARE PROVIDER, WE ARE LEGALLY RESPONSIBLE FOR YOUR CHIROPRACTIC RECORDS. WE MUST MAINTAIN A RECORD OF YOUR X-RAYS IN OUR FILES.  
AT YOUR REQUEST, WE WILL PROVIDE YOU WITH A COPY OF YOUR X-RAYS IN OUR FILES.

**PLEASE NOTE:** IF CLINICALLY NECESSARY X-RAYS ARE UTILIZED IN THIS OFFICE TO HELP LOCATE AND ANALYZE VERTEBRAL SUBLUXATIONS.

THESE X-RAYS ARE NOT USED TO INVESTIGATE FOR MEDICAL PATHOLOGY. THE DOCTORS OF INSIDE OUT CHIROPRACTIC DO NOT DIAGNOSE OR TREAT MEDICAL CONDITIONS; HOWEVER, IF ANY ABNORMALITIES ARE FOUND, WE WILL BRING IT TO YOUR ATTENTION SO THAT YOU CAN SEEK PROPER MEDICAL ADVICE.  
**BY SIGNING BELOW YOU ARE AGREEING TO THE ABOVE TERMS AND CONDITIONS.**

\_\_\_\_\_  
PRINT YOUR NAME HERE

\_\_\_\_\_  
DATE

\_\_\_\_\_  
SIGNATURE

\_\_\_\_\_  
YOUR AGE

**FEMALE PATIENTS ONLY:** TO THE BEST OF MY KNOWLEDGE, I BELIEVE I AM NOT PREGNANT AT THE TIME X-RAYS ARE TAKEN AT INSIDE OUT CHIROPRACTIC.

\_\_\_\_\_  
SIGNATURE

\_\_\_\_\_  
DATE

**DO NOT WRITE BELOW THIS LINE • DO NOT WRITE BELOW THIS LINE • DO NOT WRITE BELOW THIS LINE**

Sex:  M  F

<input type="checkbox"/> Lat Cervical <table style="width: 100%; border-collapse: collapse;"> <tr> <th>CM</th> <th>Kvp</th> <th>Time</th> <th>MAS</th> </tr> <tr> <td><input type="checkbox"/>10-11</td> <td><input type="checkbox"/>78</td> <td><input type="checkbox"/>1/24</td> <td>12.5</td> </tr> <tr> <td><input type="checkbox"/>12-13</td> <td><input type="checkbox"/></td> <td><input type="checkbox"/>1/20</td> <td>15</td> </tr> <tr> <td><input type="checkbox"/>14-15</td> <td></td> <td><input type="checkbox"/>1/15</td> <td>20</td> </tr> <tr> <td><input type="checkbox"/>16-17</td> <td></td> <td><input type="checkbox"/>1/10</td> <td>30</td> </tr> <tr> <td></td> <td></td> <td><input type="checkbox"/>2/15</td> <td>40</td> </tr> </table> MA 300 Size 8x10	CM	Kvp	Time	MAS	<input type="checkbox"/> 10-11	<input type="checkbox"/> 78	<input type="checkbox"/> 1/24	12.5	<input type="checkbox"/> 12-13	<input type="checkbox"/>	<input type="checkbox"/> 1/20	15	<input type="checkbox"/> 14-15		<input type="checkbox"/> 1/15	20	<input type="checkbox"/> 16-17		<input type="checkbox"/> 1/10	30			<input type="checkbox"/> 2/15	40	<input type="checkbox"/> Flex/Ext <table style="width: 100%; border-collapse: collapse;"> <tr> <th>CM</th> <th>Kvp</th> <th>Time</th> <th>MAS</th> </tr> <tr> <td><input type="checkbox"/>14-15</td> <td><input type="checkbox"/>70</td> <td><input type="checkbox"/>1/10</td> <td>20</td> </tr> <tr> <td><input type="checkbox"/>16-17</td> <td><input type="checkbox"/></td> <td><input type="checkbox"/>2/15</td> <td>30</td> </tr> <tr> <td><input type="checkbox"/>18-19</td> <td></td> <td><input type="checkbox"/>3/20</td> <td>40</td> </tr> <tr> <td><input type="checkbox"/>20-21</td> <td></td> <td><input type="checkbox"/>2/10</td> <td>50</td> </tr> <tr> <td><input type="checkbox"/>22-23</td> <td></td> <td></td> <td></td> </tr> </table> MA 300 Size 8x10	CM	Kvp	Time	MAS	<input type="checkbox"/> 14-15	<input type="checkbox"/> 70	<input type="checkbox"/> 1/10	20	<input type="checkbox"/> 16-17	<input type="checkbox"/>	<input type="checkbox"/> 2/15	30	<input type="checkbox"/> 18-19		<input type="checkbox"/> 3/20	40	<input type="checkbox"/> 20-21		<input type="checkbox"/> 2/10	50	<input type="checkbox"/> 22-23				<input type="checkbox"/> Lower Cervical <table style="width: 100%; border-collapse: collapse;"> <tr> <th>CM</th> <th>Kvp</th> <th>Time</th> <th>MAS</th> </tr> <tr> <td><input type="checkbox"/>14-15</td> <td><input type="checkbox"/>70</td> <td><input type="checkbox"/>1/10</td> <td>20</td> </tr> <tr> <td><input type="checkbox"/>16-17</td> <td><input type="checkbox"/></td> <td><input type="checkbox"/>2/15</td> <td>30</td> </tr> <tr> <td><input type="checkbox"/>18-19</td> <td></td> <td><input type="checkbox"/>3/20</td> <td>40</td> </tr> <tr> <td><input type="checkbox"/>20-21</td> <td></td> <td><input type="checkbox"/>2/10</td> <td>50</td> </tr> <tr> <td><input type="checkbox"/>22-23</td> <td></td> <td></td> <td></td> </tr> </table> MA 300 Size 8x10	CM	Kvp	Time	MAS	<input type="checkbox"/> 14-15	<input type="checkbox"/> 70	<input type="checkbox"/> 1/10	20	<input type="checkbox"/> 16-17	<input type="checkbox"/>	<input type="checkbox"/> 2/15	30	<input type="checkbox"/> 18-19		<input type="checkbox"/> 3/20	40	<input type="checkbox"/> 20-21		<input type="checkbox"/> 2/10	50	<input type="checkbox"/> 22-23				<input type="checkbox"/> Lateral Thoracic <table style="width: 100%; border-collapse: collapse;"> <tr> <th>CM</th> <th>Kvp</th> <th>Time</th> <th>MAS</th> </tr> <tr> <td><input type="checkbox"/>22-23</td> <td><input type="checkbox"/>80</td> <td><input type="checkbox"/>1/15</td> <td>20</td> </tr> <tr> <td><input type="checkbox"/>24-25</td> <td><input type="checkbox"/></td> <td><input type="checkbox"/>1/10</td> <td>30</td> </tr> <tr> <td><input type="checkbox"/>26-27</td> <td></td> <td><input type="checkbox"/>2/15</td> <td>40</td> </tr> <tr> <td><input type="checkbox"/>28-29</td> <td></td> <td><input type="checkbox"/>2/10</td> <td>50</td> </tr> <tr> <td><input type="checkbox"/>30-31</td> <td></td> <td><input type="checkbox"/>1/4</td> <td>75</td> </tr> <tr> <td><input type="checkbox"/>32-33</td> <td></td> <td><input type="checkbox"/>3/10</td> <td>90</td> </tr> <tr> <td><input type="checkbox"/>34-35</td> <td></td> <td><input type="checkbox"/>2/5</td> <td>120</td> </tr> <tr> <td><input type="checkbox"/>36-37</td> <td></td> <td><input type="checkbox"/>1/2</td> <td>150</td> </tr> </table> MA 300 Size 14x17	CM	Kvp	Time	MAS	<input type="checkbox"/> 22-23	<input type="checkbox"/> 80	<input type="checkbox"/> 1/15	20	<input type="checkbox"/> 24-25	<input type="checkbox"/>	<input type="checkbox"/> 1/10	30	<input type="checkbox"/> 26-27		<input type="checkbox"/> 2/15	40	<input type="checkbox"/> 28-29		<input type="checkbox"/> 2/10	50	<input type="checkbox"/> 30-31		<input type="checkbox"/> 1/4	75	<input type="checkbox"/> 32-33		<input type="checkbox"/> 3/10	90	<input type="checkbox"/> 34-35		<input type="checkbox"/> 2/5	120	<input type="checkbox"/> 36-37		<input type="checkbox"/> 1/2	150	<input type="checkbox"/> A-P Thoracic <table style="width: 100%; border-collapse: collapse;"> <tr> <th>CM</th> <th>Kvp</th> <th>Time</th> <th>MAS</th> </tr> <tr> <td><input type="checkbox"/>16-17</td> <td><input type="checkbox"/>75</td> <td><input type="checkbox"/>1/20</td> <td>17</td> </tr> <tr> <td><input type="checkbox"/>18-19</td> <td><input type="checkbox"/></td> <td><input type="checkbox"/>1/15</td> <td>22</td> </tr> <tr> <td><input type="checkbox"/>20-21</td> <td></td> <td><input type="checkbox"/>1/10</td> <td>30</td> </tr> <tr> <td><input type="checkbox"/>22-23</td> <td></td> <td><input type="checkbox"/>2/15</td> <td>40</td> </tr> <tr> <td><input type="checkbox"/>24-25</td> <td></td> <td><input type="checkbox"/>2/10</td> <td>50</td> </tr> <tr> <td><input type="checkbox"/>26-27</td> <td></td> <td><input type="checkbox"/>1/4</td> <td>75</td> </tr> <tr> <td><input type="checkbox"/>28-29</td> <td></td> <td><input type="checkbox"/>3/10</td> <td>90</td> </tr> <tr> <td><input type="checkbox"/>30-31</td> <td></td> <td><input type="checkbox"/>2/5</td> <td>120</td> </tr> </table> MA 300 Size 14x17	CM	Kvp	Time	MAS	<input type="checkbox"/> 16-17	<input type="checkbox"/> 75	<input type="checkbox"/> 1/20	17	<input type="checkbox"/> 18-19	<input type="checkbox"/>	<input type="checkbox"/> 1/15	22	<input type="checkbox"/> 20-21		<input type="checkbox"/> 1/10	30	<input type="checkbox"/> 22-23		<input type="checkbox"/> 2/15	40	<input type="checkbox"/> 24-25		<input type="checkbox"/> 2/10	50	<input type="checkbox"/> 26-27		<input type="checkbox"/> 1/4	75	<input type="checkbox"/> 28-29		<input type="checkbox"/> 3/10	90	<input type="checkbox"/> 30-31		<input type="checkbox"/> 2/5	120
CM	Kvp	Time	MAS																																																																																																																																																	
<input type="checkbox"/> 10-11	<input type="checkbox"/> 78	<input type="checkbox"/> 1/24	12.5																																																																																																																																																	
<input type="checkbox"/> 12-13	<input type="checkbox"/>	<input type="checkbox"/> 1/20	15																																																																																																																																																	
<input type="checkbox"/> 14-15		<input type="checkbox"/> 1/15	20																																																																																																																																																	
<input type="checkbox"/> 16-17		<input type="checkbox"/> 1/10	30																																																																																																																																																	
		<input type="checkbox"/> 2/15	40																																																																																																																																																	
CM	Kvp	Time	MAS																																																																																																																																																	
<input type="checkbox"/> 14-15	<input type="checkbox"/> 70	<input type="checkbox"/> 1/10	20																																																																																																																																																	
<input type="checkbox"/> 16-17	<input type="checkbox"/>	<input type="checkbox"/> 2/15	30																																																																																																																																																	
<input type="checkbox"/> 18-19		<input type="checkbox"/> 3/20	40																																																																																																																																																	
<input type="checkbox"/> 20-21		<input type="checkbox"/> 2/10	50																																																																																																																																																	
<input type="checkbox"/> 22-23																																																																																																																																																				
CM	Kvp	Time	MAS																																																																																																																																																	
<input type="checkbox"/> 14-15	<input type="checkbox"/> 70	<input type="checkbox"/> 1/10	20																																																																																																																																																	
<input type="checkbox"/> 16-17	<input type="checkbox"/>	<input type="checkbox"/> 2/15	30																																																																																																																																																	
<input type="checkbox"/> 18-19		<input type="checkbox"/> 3/20	40																																																																																																																																																	
<input type="checkbox"/> 20-21		<input type="checkbox"/> 2/10	50																																																																																																																																																	
<input type="checkbox"/> 22-23																																																																																																																																																				
CM	Kvp	Time	MAS																																																																																																																																																	
<input type="checkbox"/> 22-23	<input type="checkbox"/> 80	<input type="checkbox"/> 1/15	20																																																																																																																																																	
<input type="checkbox"/> 24-25	<input type="checkbox"/>	<input type="checkbox"/> 1/10	30																																																																																																																																																	
<input type="checkbox"/> 26-27		<input type="checkbox"/> 2/15	40																																																																																																																																																	
<input type="checkbox"/> 28-29		<input type="checkbox"/> 2/10	50																																																																																																																																																	
<input type="checkbox"/> 30-31		<input type="checkbox"/> 1/4	75																																																																																																																																																	
<input type="checkbox"/> 32-33		<input type="checkbox"/> 3/10	90																																																																																																																																																	
<input type="checkbox"/> 34-35		<input type="checkbox"/> 2/5	120																																																																																																																																																	
<input type="checkbox"/> 36-37		<input type="checkbox"/> 1/2	150																																																																																																																																																	
CM	Kvp	Time	MAS																																																																																																																																																	
<input type="checkbox"/> 16-17	<input type="checkbox"/> 75	<input type="checkbox"/> 1/20	17																																																																																																																																																	
<input type="checkbox"/> 18-19	<input type="checkbox"/>	<input type="checkbox"/> 1/15	22																																																																																																																																																	
<input type="checkbox"/> 20-21		<input type="checkbox"/> 1/10	30																																																																																																																																																	
<input type="checkbox"/> 22-23		<input type="checkbox"/> 2/15	40																																																																																																																																																	
<input type="checkbox"/> 24-25		<input type="checkbox"/> 2/10	50																																																																																																																																																	
<input type="checkbox"/> 26-27		<input type="checkbox"/> 1/4	75																																																																																																																																																	
<input type="checkbox"/> 28-29		<input type="checkbox"/> 3/10	90																																																																																																																																																	
<input type="checkbox"/> 30-31		<input type="checkbox"/> 2/5	120																																																																																																																																																	
<input type="checkbox"/> APOM <table style="width: 100%; border-collapse: collapse;"> <tr> <th>CM</th> <th>Kvp</th> <th>Time</th> <th>MAS</th> </tr> <tr> <td><input type="checkbox"/>14-15</td> <td><input type="checkbox"/>70</td> <td><input type="checkbox"/>1/10</td> <td>20</td> </tr> <tr> <td><input type="checkbox"/>16-17</td> <td><input type="checkbox"/></td> <td><input type="checkbox"/>2/15</td> <td>30</td> </tr> <tr> <td><input type="checkbox"/>18-19</td> <td></td> <td><input type="checkbox"/>3/20</td> <td>40</td> </tr> <tr> <td><input type="checkbox"/>20-21</td> <td></td> <td><input type="checkbox"/>2/10</td> <td>50</td> </tr> <tr> <td><input type="checkbox"/>22-23</td> <td></td> <td></td> <td></td> </tr> </table> MA 300 Size 8x10	CM	Kvp	Time	MAS	<input type="checkbox"/> 14-15	<input type="checkbox"/> 70	<input type="checkbox"/> 1/10	20	<input type="checkbox"/> 16-17	<input type="checkbox"/>	<input type="checkbox"/> 2/15	30	<input type="checkbox"/> 18-19		<input type="checkbox"/> 3/20	40	<input type="checkbox"/> 20-21		<input type="checkbox"/> 2/10	50	<input type="checkbox"/> 22-23				Other View _____  CM _____ Kvp _____  MAS _____ MA _____  Size _____	<input type="checkbox"/> Lateral Lumbar <table style="width: 100%; border-collapse: collapse;"> <tr> <th>CM</th> <th>Kvp</th> <th>Time</th> <th>MAS</th> </tr> <tr> <td><input type="checkbox"/>26-27</td> <td><input type="checkbox"/>88</td> <td><input type="checkbox"/>2/10</td> <td>30</td> </tr> <tr> <td><input type="checkbox"/>28-29</td> <td><input type="checkbox"/>90</td> <td><input type="checkbox"/>1/4</td> <td>40</td> </tr> <tr> <td><input type="checkbox"/>30-31</td> <td><input type="checkbox"/>92</td> <td><input type="checkbox"/>3/10</td> <td>50</td> </tr> <tr> <td><input type="checkbox"/>32-33</td> <td><input type="checkbox"/>94</td> <td><input type="checkbox"/>2/5</td> <td>70</td> </tr> <tr> <td><input type="checkbox"/>34-35</td> <td><input type="checkbox"/>96</td> <td><input type="checkbox"/>1/2</td> <td>90</td> </tr> <tr> <td><input type="checkbox"/>36-37</td> <td><input type="checkbox"/></td> <td><input type="checkbox"/>3/5</td> <td>120</td> </tr> <tr> <td><input type="checkbox"/>38-39</td> <td></td> <td><input type="checkbox"/>4/5</td> <td>160</td> </tr> <tr> <td><input type="checkbox"/>40-41</td> <td></td> <td><input type="checkbox"/>1</td> <td>200</td> </tr> <tr> <td><input type="checkbox"/>42-43</td> <td></td> <td><input type="checkbox"/>1 1/2</td> <td></td> </tr> <tr> <td></td> <td></td> <td><input type="checkbox"/>2</td> <td></td> </tr> </table> MA 200 Size 14x17	CM	Kvp	Time	MAS	<input type="checkbox"/> 26-27	<input type="checkbox"/> 88	<input type="checkbox"/> 2/10	30	<input type="checkbox"/> 28-29	<input type="checkbox"/> 90	<input type="checkbox"/> 1/4	40	<input type="checkbox"/> 30-31	<input type="checkbox"/> 92	<input type="checkbox"/> 3/10	50	<input type="checkbox"/> 32-33	<input type="checkbox"/> 94	<input type="checkbox"/> 2/5	70	<input type="checkbox"/> 34-35	<input type="checkbox"/> 96	<input type="checkbox"/> 1/2	90	<input type="checkbox"/> 36-37	<input type="checkbox"/>	<input type="checkbox"/> 3/5	120	<input type="checkbox"/> 38-39		<input type="checkbox"/> 4/5	160	<input type="checkbox"/> 40-41		<input type="checkbox"/> 1	200	<input type="checkbox"/> 42-43		<input type="checkbox"/> 1 1/2				<input type="checkbox"/> 2		<input type="checkbox"/> A-P Lumbar <table style="width: 100%; border-collapse: collapse;"> <tr> <th>CM</th> <th>Kvp</th> <th>Time</th> <th>MAS</th> </tr> <tr> <td><input type="checkbox"/>20-21</td> <td><input type="checkbox"/>76</td> <td><input type="checkbox"/>1/15</td> <td>40</td> </tr> <tr> <td><input type="checkbox"/>22-23</td> <td><input type="checkbox"/>78</td> <td><input type="checkbox"/>1/10</td> <td>50</td> </tr> <tr> <td><input type="checkbox"/>24-25</td> <td><input type="checkbox"/>80</td> <td><input type="checkbox"/>2/15</td> <td>75</td> </tr> <tr> <td><input type="checkbox"/>26-27</td> <td><input type="checkbox"/></td> <td><input type="checkbox"/>2/10</td> <td>90</td> </tr> <tr> <td><input type="checkbox"/>28-29</td> <td></td> <td><input type="checkbox"/>1/4</td> <td>120</td> </tr> <tr> <td><input type="checkbox"/>30-31</td> <td></td> <td><input type="checkbox"/>3/10</td> <td>150</td> </tr> <tr> <td><input type="checkbox"/>32-33</td> <td></td> <td><input type="checkbox"/>2/5</td> <td>120</td> </tr> <tr> <td><input type="checkbox"/>34-35</td> <td></td> <td><input type="checkbox"/>1/2</td> <td>170</td> </tr> <tr> <td><input type="checkbox"/>36-37</td> <td></td> <td><input type="checkbox"/>3/5</td> <td>210</td> </tr> <tr> <td><input type="checkbox"/>38-39</td> <td></td> <td><input type="checkbox"/>4/5</td> <td></td> </tr> <tr> <td><input type="checkbox"/>40-41</td> <td></td> <td><input type="checkbox"/>1</td> <td></td> </tr> <tr> <td><input type="checkbox"/>42-43</td> <td></td> <td><input type="checkbox"/>1 1/2</td> <td></td> </tr> <tr> <td></td> <td></td> <td><input type="checkbox"/>2</td> <td></td> </tr> </table> MA 300 Size 14x17	CM	Kvp	Time	MAS	<input type="checkbox"/> 20-21	<input type="checkbox"/> 76	<input type="checkbox"/> 1/15	40	<input type="checkbox"/> 22-23	<input type="checkbox"/> 78	<input type="checkbox"/> 1/10	50	<input type="checkbox"/> 24-25	<input type="checkbox"/> 80	<input type="checkbox"/> 2/15	75	<input type="checkbox"/> 26-27	<input type="checkbox"/>	<input type="checkbox"/> 2/10	90	<input type="checkbox"/> 28-29		<input type="checkbox"/> 1/4	120	<input type="checkbox"/> 30-31		<input type="checkbox"/> 3/10	150	<input type="checkbox"/> 32-33		<input type="checkbox"/> 2/5	120	<input type="checkbox"/> 34-35		<input type="checkbox"/> 1/2	170	<input type="checkbox"/> 36-37		<input type="checkbox"/> 3/5	210	<input type="checkbox"/> 38-39		<input type="checkbox"/> 4/5		<input type="checkbox"/> 40-41		<input type="checkbox"/> 1		<input type="checkbox"/> 42-43		<input type="checkbox"/> 1 1/2				<input type="checkbox"/> 2																						
CM	Kvp	Time	MAS																																																																																																																																																	
<input type="checkbox"/> 14-15	<input type="checkbox"/> 70	<input type="checkbox"/> 1/10	20																																																																																																																																																	
<input type="checkbox"/> 16-17	<input type="checkbox"/>	<input type="checkbox"/> 2/15	30																																																																																																																																																	
<input type="checkbox"/> 18-19		<input type="checkbox"/> 3/20	40																																																																																																																																																	
<input type="checkbox"/> 20-21		<input type="checkbox"/> 2/10	50																																																																																																																																																	
<input type="checkbox"/> 22-23																																																																																																																																																				
CM	Kvp	Time	MAS																																																																																																																																																	
<input type="checkbox"/> 26-27	<input type="checkbox"/> 88	<input type="checkbox"/> 2/10	30																																																																																																																																																	
<input type="checkbox"/> 28-29	<input type="checkbox"/> 90	<input type="checkbox"/> 1/4	40																																																																																																																																																	
<input type="checkbox"/> 30-31	<input type="checkbox"/> 92	<input type="checkbox"/> 3/10	50																																																																																																																																																	
<input type="checkbox"/> 32-33	<input type="checkbox"/> 94	<input type="checkbox"/> 2/5	70																																																																																																																																																	
<input type="checkbox"/> 34-35	<input type="checkbox"/> 96	<input type="checkbox"/> 1/2	90																																																																																																																																																	
<input type="checkbox"/> 36-37	<input type="checkbox"/>	<input type="checkbox"/> 3/5	120																																																																																																																																																	
<input type="checkbox"/> 38-39		<input type="checkbox"/> 4/5	160																																																																																																																																																	
<input type="checkbox"/> 40-41		<input type="checkbox"/> 1	200																																																																																																																																																	
<input type="checkbox"/> 42-43		<input type="checkbox"/> 1 1/2																																																																																																																																																		
		<input type="checkbox"/> 2																																																																																																																																																		
CM	Kvp	Time	MAS																																																																																																																																																	
<input type="checkbox"/> 20-21	<input type="checkbox"/> 76	<input type="checkbox"/> 1/15	40																																																																																																																																																	
<input type="checkbox"/> 22-23	<input type="checkbox"/> 78	<input type="checkbox"/> 1/10	50																																																																																																																																																	
<input type="checkbox"/> 24-25	<input type="checkbox"/> 80	<input type="checkbox"/> 2/15	75																																																																																																																																																	
<input type="checkbox"/> 26-27	<input type="checkbox"/>	<input type="checkbox"/> 2/10	90																																																																																																																																																	
<input type="checkbox"/> 28-29		<input type="checkbox"/> 1/4	120																																																																																																																																																	
<input type="checkbox"/> 30-31		<input type="checkbox"/> 3/10	150																																																																																																																																																	
<input type="checkbox"/> 32-33		<input type="checkbox"/> 2/5	120																																																																																																																																																	
<input type="checkbox"/> 34-35		<input type="checkbox"/> 1/2	170																																																																																																																																																	
<input type="checkbox"/> 36-37		<input type="checkbox"/> 3/5	210																																																																																																																																																	
<input type="checkbox"/> 38-39		<input type="checkbox"/> 4/5																																																																																																																																																		
<input type="checkbox"/> 40-41		<input type="checkbox"/> 1																																																																																																																																																		
<input type="checkbox"/> 42-43		<input type="checkbox"/> 1 1/2																																																																																																																																																		
		<input type="checkbox"/> 2																																																																																																																																																		
Notes: _____ _____ _____ _____ _____ _____	<p style="font-size: 1.2em; font-weight: bold;">CA Initials:</p> _____ _____																																																																																																																																																			